



National Register for Unaccompanied Children

# National Register for Unaccompanied Asylum Seeking Children

## Progress Report

# NRUC



## 1 Introduction

The National Register for Unaccompanied Asylum Seeking Children (NRUC) provides information on unaccompanied asylum seeking children in England.

Its aim is to improve and share information across local authorities and the Immigration and Nationality Directorate (IND).

NRUC will help all agencies to recognise risks to children and develop strategies to reduce them.

The NRUC register was created in response to this need for a coherent and standardised method for nationwide data collection. Designed to be a systematic response for safe data sharing, the NRUC system is a medium for communication between the different levels of government who are dealing with the issue of unaccompanied children from abroad.

## 2 Project Facts

The Project is led by Westminster City Council and operates within LASC

The Home Office and the Department for Education and Skills have provided financial support along with the user agencies in local government.

The initial aim of NRUC was to establish and maintain a comprehensive database on the support and immigration status of asylum seeking children in the United Kingdom.

NRUC provides a quick and efficient information point for those statutory agencies seeking information. The project collects and produces statistical information that will assist the qualitative planning of services for UASC.

## 3 NRUC Objectives

The NRUC Project was created to provide:

- Reports on UASC supported Local Authorities
- Support placements for young people
- A system for claiming grants from the Home Office

## 4 The benefits of using NRUC

- Detailed identity and demographic information on all UK supported unaccompanied asylum seeking children. Home Office and Local authorities can access, search and reconcile data
- Local authorities can safely share information and management has access to data to identify best practice
- A system which is accessible by all UK local authorities, relevant voluntary bodies and central government departments through a secure Internet connection
- A mapping of children's services groups across the UK, with the structure of each local authority identified. The contact details for the lead practitioner with responsibility for the child, and other authorities who have previously had contact with the child are immediately accessible
- A single reference point on unaccompanied asylum seeking children for authorised child care practitioners and nominated staff members across the UK
- Allows assessments undertaken, services delivered and all associated local authority spends and transfers to be recorded in an online service history
- Secure information sharing will generate savings through anti-fraud activities by preventing UASC from seeking services from more than one Social Services Department

## 5 Achievements

- 165 Boroughs across the UK have signed up to access NRUC
- Training for Local Authorities has taken place across all the Regions
- 10,650 young people on NRUC nationally
- Within London, all 33 Boroughs have supplied Lead Officers
- Reports are available from Local Authorities and Home Office
- £219,000 raised in 2005/2006 for the project
- Updated computers to increase productivity and delivery of NRUC
- Proposals for extension under consideration

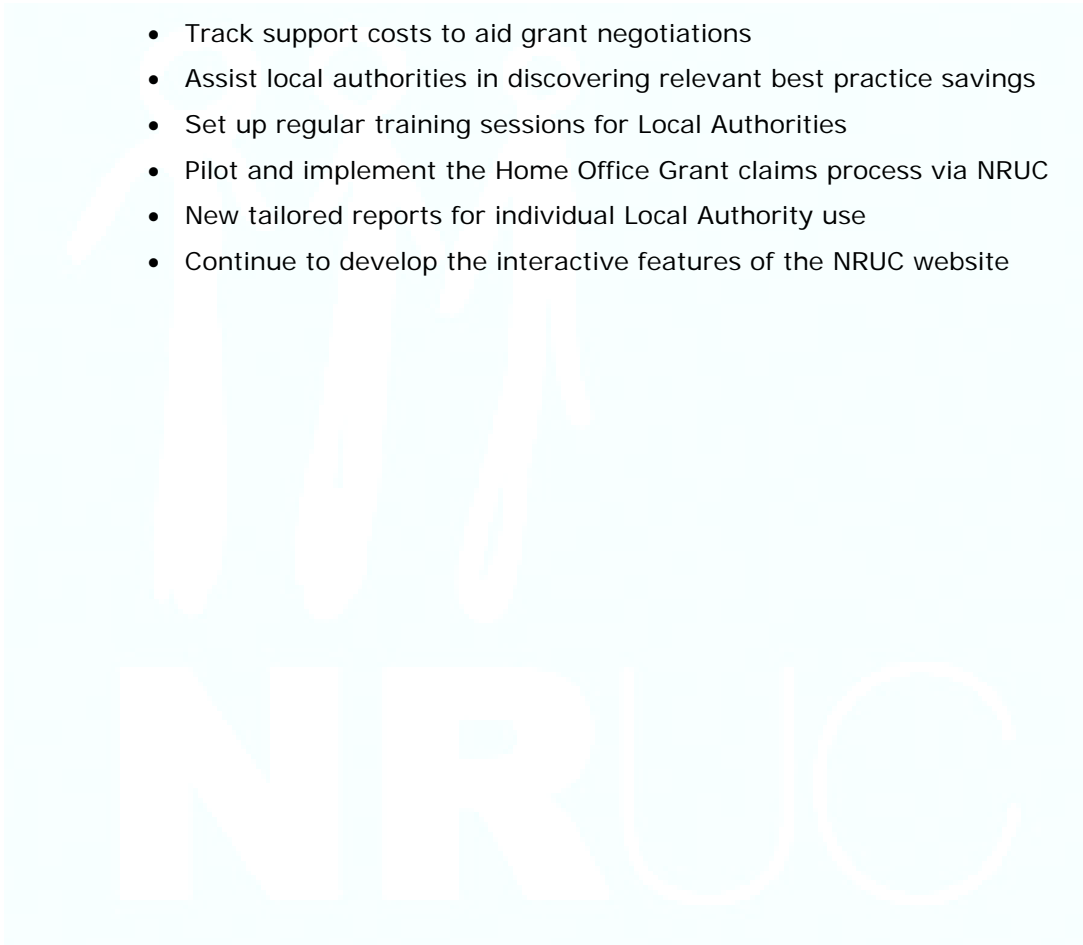
## 6 Quality Assurance

Quality assurance for the project will be maintained by the NRUC Team by liaising with local authorities in order to identify issues. They will create a schedule of changes for the system, and communicate these back to users.

## 7 What's coming next in 2006/2007

The NRUC Project team is working continuously to:

- Host the National Register of Unaccompanied Children (NRUC)
- Improve data held on NRUC, and broaden the capacity to assist its stakeholders
- Explore the potential to link NRUC into the DfES Child Index
- Extend service user access to NRUC
- Track support costs to aid grant negotiations
- Assist local authorities in discovering relevant best practice savings
- Set up regular training sessions for Local Authorities
- Pilot and implement the Home Office Grant claims process via NRUC
- New tailored reports for individual Local Authority use
- Continue to develop the interactive features of the NRUC website



## 8 Sample Data from NRUC

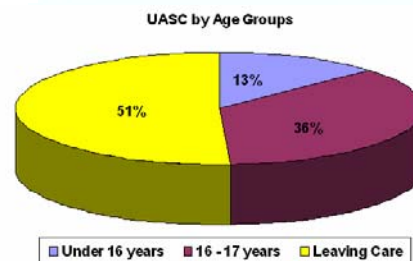
NRUC contains standard reports that all local authorities can run. The information is displayed in Excel and the layout is the same as the V12 that the Home Office currently requests from each local authority. Each report can be saved locally for later use.

For more complex data requirements, the NRUC team can create individually tailored reports.

Below are a few examples of the type of data that can be displayed, using data that has been retrieved from NRUC.

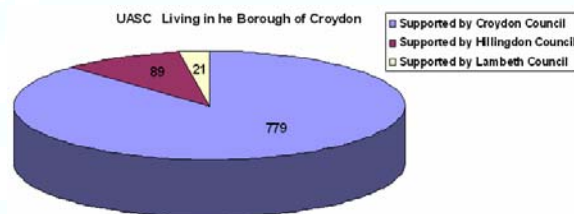
### Example 1

*This chart shows the number of UASC for a local authority broken down by age group*



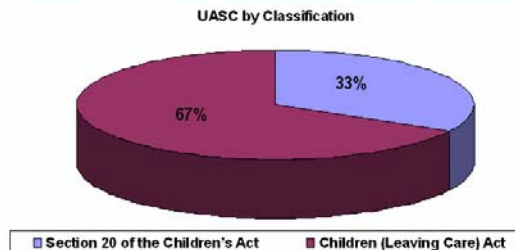
### Example 2

*This chart shows the number of UASC living in a particular Borough and who is responsible for their support*



### Example 3

*This chart shows the Statutory Support under which a UASC is being supported.*



N.B. The data used here is for example purposes only.

## 9 Stakeholders

The Stakeholders for the NRUC Project are:

- Local Authorities
- The Home Office
- The DfES
- The Refugee Council
- The Association of London Government

NRUC has also partnered with local authorities who provide specialist advice and expertise in the field of UASC care. These authorities are:

- Hillingdon
- Camden
- Manchester
- Croydon
- Westminster
- Kent County Council
- Barnet
- Leeds

## 10 Contacting the Team

Team Manager	<b><u>Michael Gould</u></b>	020 7934 9656	michael.gould@alg.gov.uk
NRUC Lead Officer	<b><u>Donna Wilson</u></b>	020 7934 9653	donna.wilson@alg.gov.uk
NRUC Data Officer	<b><u>Wahid Ali</u></b>	020 7934 9833	wahid.ali@alg.gov.uk

The NRUC Team also uses a general contact email address: [nruc.info@alg.gov.uk](mailto:nruc.info@alg.gov.uk) for all members of the team. As all team members have access to this address, it is often the fastest method of contacting the NRUC Team.

Website address: [www.nruc.gov.uk](http://www.nruc.gov.uk)

The website houses the secure portal to the NRUC online database, a training environment that is available to all, as well as information regarding the status of the NRUC database.



**NRUC - Full Year Projection/Update on Budget 2006/07  
With Actual Outturn for 2005/06**

	[a] <b>Approved Budget 2005/06</b>	[b] <b>Projected Outturn 2005/06</b>	[c] <b>Variance 2005/06 [b - a]</b>	[d] <b>Draft Budget 2006/07</b>
SUMMARY:	NRUC	NRUC	NRUC	NRUC
<b>EXPENDITURE:</b>				
Salaries - Perm./contract	38,800	96,666	57,866	111,000
Salaries - Agency	35,000	0	-35,000	22,000
Other Employee Costs	3,300	7,000	3,700	5,000
Premises Costs	0	13,500	13,500	13,000
Supplies & Services	141,900	139,050	-2,850	139,050
<b>TOTAL Expenditure</b>	<b>219,000</b>	<b>256,216</b>	<b>37,216</b>	<b>290,050</b>
Total Income	-219,000	-242,000	-23,000	-290,050
<b>TOTAL NET EXPENDITURE</b>	<b>0</b>	<b>14,216</b>	<b>14,216</b>	<b>0</b>
<b>DETAIL:</b>				
Basic Salaries	33,100	82,435	49,335	95,000
Nat Ins	2,600	6,235	3,635	8,000
Superannuation	3,100	7,996	4,896	8,000
<b>Salaries</b>	<b>38,800</b>	<b>96,666</b>	<b>57,866</b>	<b>111,000</b>
Agency	35,000	0	-35,000	22,000
<b>Agency</b>	<b>35,000</b>	<b>0</b>	<b>-35,000</b>	<b>22,000</b>
Fares & Subsistence	300	4,000	3,700	2,000
Other External Training	1,000	3,000	2,000	2,000
Advertising Vacancies	2,000	0	-2,000	1,000
<b>Other Employee Costs</b>	<b>3,300</b>	<b>7,000</b>	<b>3,700</b>	<b>5,000</b>
Rental Charge	0	13,500	13,500	13,000
<b>Premises Costs</b>	<b>0</b>	<b>13,500</b>	<b>13,500</b>	<b>13,000</b>
Purchase of Equipment	0	500	500	500
Printing	0	150	150	1,650
Stationery	300	400	100	400
Miscellaneous Exps	24,900	8,200	-16,700	6,700
Hire of Rooms & Halls	2,500	5,700	3,200	5,700
Mobile Phones - Rentals	100	100	0	100
Refreshments	1,000	2,000	1,000	2,000
Database Hosting & Maint	104,800	122,000	17,200	122,000
Miscellaneous Exps	8,300	0	-8,300	0
<b>Supplies and Services *</b>	<b>141,900</b>	<b>139,050</b>	<b>-2,850</b>	<b>139,050</b>
<b>TOTAL Expenditure</b>	<b>219,000</b>	<b>256,216</b>	<b>37,216</b>	<b>290,050</b>
Government Grants - Genera	-139,000	-157,000	-18,000	-157,000
Contributions from Other Age	-80,000	-85,000	-5,000	-133,050
<b>Income</b>	<b>-219,000</b>	<b>-242,000</b>	<b>-23,000</b>	<b>-290,050</b>
<b>TOTAL NET EXPENDITURE</b>	<b>0</b>	<b>14,216</b>	<b>14,216</b>	<b>0</b>
Surplus Carried forward to 2005/06		-126252		-112,036